



Math Virtual Learning

Kindergarten Math

April 8, 2020



Kindergarten Math
Lesson: April 8

Learning Target:

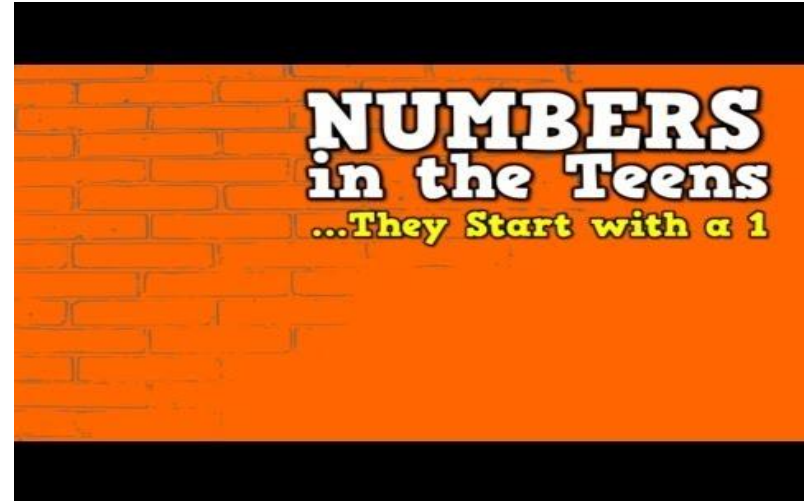
Today we are going to practice our numbers in
the teens 11--12-13.

Background: Students will be counting objects to see how many:

- Students will count to see how many
- Students will be able to tell how they see the objects.

Let's Get Started:

1. Review counting to 20
2. Identify teens numbers
3. Watch Video:



Warm Up:

Let's practice counting to 20. Ready Set Go!



Practice #1: *Lets Count*

Let's count and see
how many eggs.

How many did you
count?

How do you know?



How did you see it?

I saw 3 and 3 and 3 and 3
which makes 12. How did
you see it?



You Could Have Seen It This Way.

Or you could have seen 4 and
4 and 4 which makes 12.

How did you see it?



Practice #2:
Let's Keep Working!

Count the stars.

Use your  to count.

How did you see the stars?



Let's Find Out

How many stars did you see?

How did you see the stars?


I saw 5 and 8 which makes 13.

Nice work!



Practice #3:
Keep It Going

How many colored pencils do you
see? How do you see them?




Let's Check

How many colored pencils did you see? I counted one at a time and I got 11.

Did you get 11?

Keep the good work coming!



Practice on your own:

Write your numbers from 0-20 on a sheet of paper.
Find 11 objects in your house. Count them out 1 by 1 to
someone at home.

Example:



Practice on your own:
Play this game.

Click the
link to play



[Greg Tang Math](#)



Self Check:

Go tell someone in your home your answers.



1. Was this lesson?

- easy,
- just right
- hard

2. Count to 100 to someone at home.